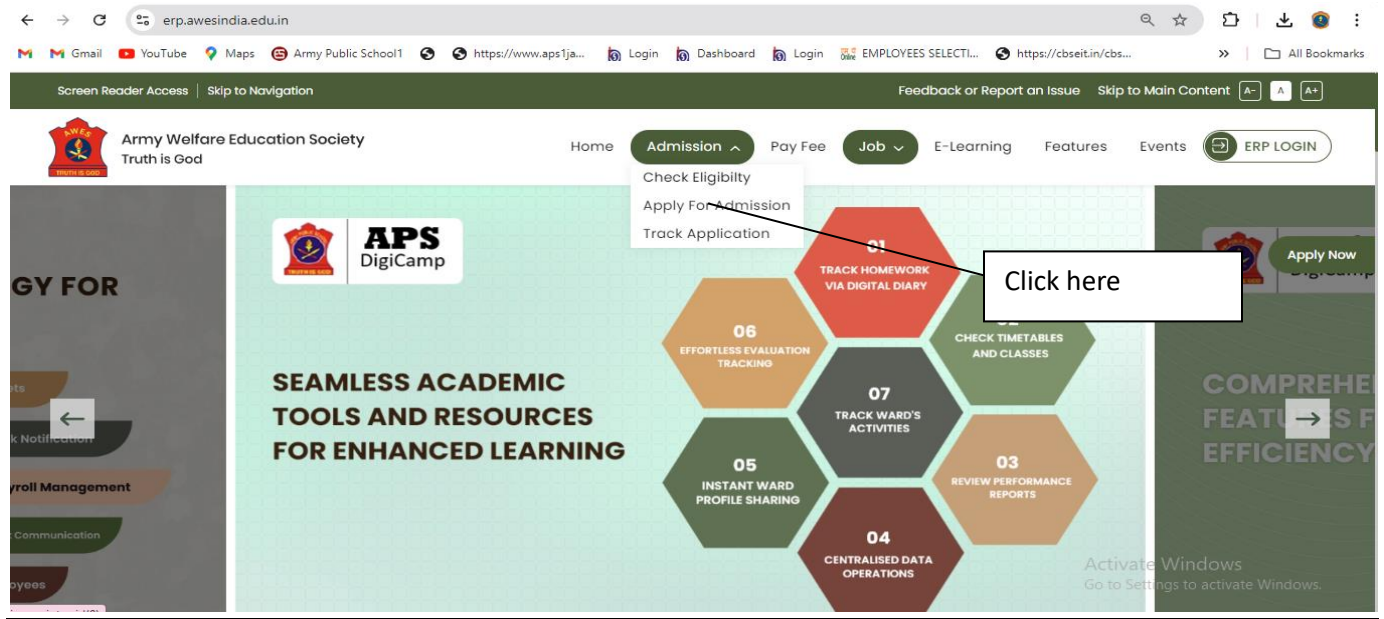


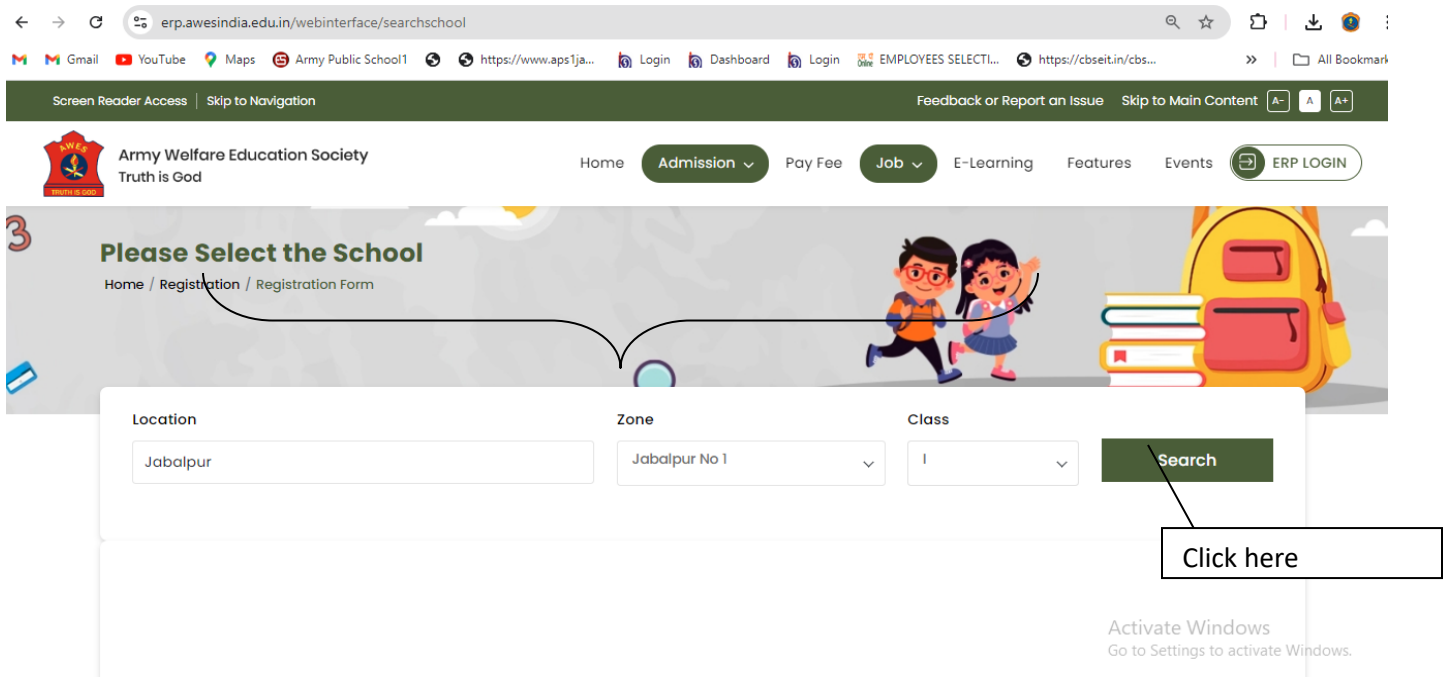
# ONLINE ADMISSION PROCESS DIGICAMP : 2024-25

OPEN : [erp.awesindia.edu.in](http://erp.awesindia.edu.in)



Step :02- Select Location : Jabalpur

Zone : Jabalpur No 1 Class: admission class




## Step-03: Go to Next page and fill all detail

erp.awesindia.edu.in/WebInterface/AdmissionEnquiry

uTube Maps Army Public School1 https://www.aps1ja... Login Dashboard Login EMPLOYEES SELECTI... https://cbseit.in/cbs...

Army Public School1  
https://www.apsdigicamps.com

Feedback or Report an Issue Skip to Main Content



**Army Public School Jabalpur No 1**  
UDISE Code: 23390222028  
Water Work Road Dhobi Ghat, Jabalpur (M.P), 482001, Madhya Pradesh, 482001

[School Website Click Here](#)  
[To Know Instruction Click Here](#)

### Admission Enquiry Form

Academic Session* 2024-2025	Class Applying* II	Admission Type* Mid-Session Transfer	Previous School Type* Other than APS
Last School Attended* abc	TC Number		
Priority* Priority-1	<a href="#">Know Your Priority</a>		
Student Full Name* KABEER	Gender* Male	Date of Birth* 12/10/2017	
Parent in Defence* Father	Service Status* Serving	Contact Person* Father	Person Name* RAHUL
Mobile Number* 7874320570	Email ID* abc@gmail.com	Permanent Education ID 787878789787	
<a href="#">HOWL</a>	Security text* howl		

[Reset](#) [Submit](#)

Activate Windows  
Go to Settings to activate Windows.

**FILL ALL DETAIL  
IN CAPITA;  
LETTER**

# Step 04:- Put OTP

The screenshot shows a web browser window with the URL [erp.awesindia.edu.in/WebInterface/AdmissionEnquiry](http://erp.awesindia.edu.in/WebInterface/AdmissionEnquiry). The page displays the 'Admission Enquiry Form' for Army Public School Jabalpur No 1. A modal box titled 'Verify OTP' is overlaid on the form, containing the text 'OTP Sent! Check your Mobile/Email for OTP.' and a 'Verify OTP' button. A 'Resend OTP in 96 Seconds' link is also present. A callout box labeled 'Put up OTP' points to the 'Verify OTP' button. The background form includes fields for 'Academic Session' (2024-2025), 'Last School Attended' (abc), 'Priority' (Priority-1), 'Student Full Name' (KABEER), 'Gender' (Male), and 'Date of Birth' (12/10/2017).

The screenshot shows the 'Enquiry Registration' confirmation page for Army Public School Jabalpur No 1. The page includes the school's logo, name, UDISE Code (23390222028), and address (Water Work Road Dhobi Ghat, Jabalpur (M.P.), 482001, Madhya Pradesh, 482001). A message reads: 'Thank you for enquiring with Army Public School Jabalpur No 1. Dear Parent, Thank you for showing interest in Army Public School Jabalpur No 1, Madhya Pradesh. Your enquiry number is ENQ/103/24/888501. call 07612933235 or mail at [aps1jbp@gmail.com](mailto:aps1jbp@gmail.com).' Below the message are links for 'To Know Instruction' and 'Please Continue To Registration'. At the bottom, there are three buttons: 'Next', 'Download Pdf', and 'Close'. A callout box labeled 'Click Next to continue' points to the 'Next' button.


# Step 05:

## Apply For Admission

Home / Registration / Registration Form

INDIAN ARMY

- 1 Application Enquiry
- 2 Application Form
- 3 Documents Upload
- 4 Confirm Details
- 5 Make Payment
- 6 Print Application Form



**Army Public School Jabalpur No 1**  
UDISE Code: 23390222028  
Water Work Road Dhobi Ghat, Jabalpur(M.P),482001 , Madhya Pradesh, 482001

[School Website Click Here](#)  
[To Know Instruction Click Here](#)

Priority  
Priority-1

### Basic Information

Academic Session* 2024-2025	Class Applying* II	Stream Applying* NA	Admission Type* Mid Session Admission
Student Full Name* KABEER	Date of Birth* 12/10/2017	Gender* Male	Nationality* Nationality

Religion* HINDUISM	Category* GENERAL	Mother Tongue* HINDI	Additional Language English x
Correspondence Address* JABALPUR	State* Madhya Pradesh	City* Jabalpur	
Zone* Jabalpur No 1	Pincode* 482001	Student Aadhar No.* XXXX-XXXX-8797	Permanent Education ID 787878789787

Does your child belong to the CWSN (Children with Special needs) Category?  
 Yes  No

Name the type of Special Need\*

Activate Windows  
Go to Settings to activate Windows.

Activate Windows  
Go to Settings to activate Windows.

## Previous School Details

Previous School Type* Other than APS	Last School Attended* abc	UDISE Code	
Admission Number*	TC Number	Last Class Attended* I	Stream* NA
Percentage/Grade	Mode of Instruction* Online	Is School Recognised* Yes	Board NA

## Service Specification

Parent in Defence* Father
------------------------------

Activate Wir

## Father's Details

Father Name* RAHUL	Father Aadhar No.* XXXX-XXXX-7777	Service Group* Army	Profession/Occupation* IN DEFENCE
Defence Category* Indian Army	Designation* OR	Service Status* Serving	Posting Command* CENTRAL
Posting Location* Jabalpur	Official Address	Official Contact No.* 87778777878	
Mobile Number* 7974320570	Email ID* abc@gmail.com		

## Mother's Details

Mother Name* SIYA	Mother Aadhar No.* XXXX-XXXX-7797	Service Group Army	Profession/Occupation IN DEFENCE
Defence Category Defence Category	Designation Select	Service Status Service Status	Posting Command Posting Command

Activate W

### Guardian Details

Guardian Name	Guardian Aadhar No. ⓘ	Service Group Select ▼	Profession/Occupation Profession ⓘ ▼
Defence Category Defence Category ▼	Designation Select ▼	Service Status Service Status ▼	Posting Command Posting Command ▼
Posting Location Posting Location ▼	Official Address ⓘ	Official Contact No. ⓘ	
Mobile Number ⓘ	Email ID ⓘ		

Activate V

### Sibling Detail

Is Sibling?\*  
▼

Save & Continue

**FILL ALL THE DETAIL AND CLICK SAVE AND CONTINUE**

**Step 06: upload document** (Note: Max File Size 1.5 MB, Allowed Files PDF,JPG,PNG \*)

The screenshot displays the 'Enquiry Registration' web portal. At the top, a progress bar shows six steps: 1. Application Enquiry, 2. Application Form, 3. Documents Upload (current step), 4. Confirm Details, 5. Make Payment, and 6. Print Application Form. Below the progress bar, the school details for 'Army Public School Jabalpur No 1' are shown, including the UDISE Code (23390222028) and address (Water Work Road Dhobi Ghat, Jabalpur(M.P), 482001, Madhya Pradesh, 482001). There are links for 'School Website' and 'To Know Instruction'. A 'Priority' dropdown menu is set to 'Priority-1'. A note states: 'Note: Max File Size 1.5 MB, Allowed Files PDF,JPG,PNG \*'. Below this, there are ten document upload fields arranged in two columns. Fields 1, 5, 6, and 9 have 'Browse File' buttons. Fields 2, 4, 8, and 10 have 'Only For Physical Verification' buttons. At the bottom right, there are 'Back' and 'Save & Continue' buttons. A callout box with a line pointing to the 'Save & Continue' button contains the text: 'Upload Document in click Save and continue'.

**Note : AFTER COMPLETION OF PROCESS PL VISIT SCHOOL FOR PHYSICAL VARIFICATION OF DOCUMENT AND FURTHER PROCESS.**